

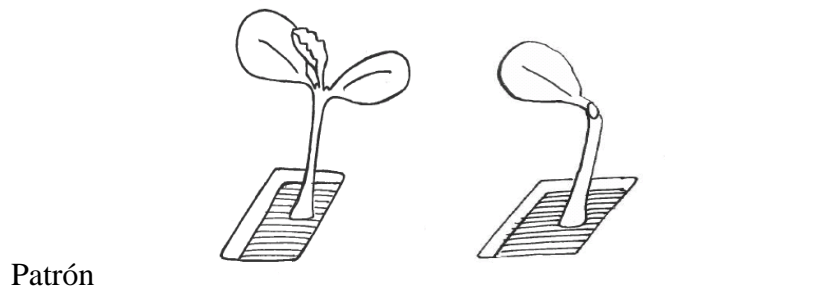


Injerta de Sandia

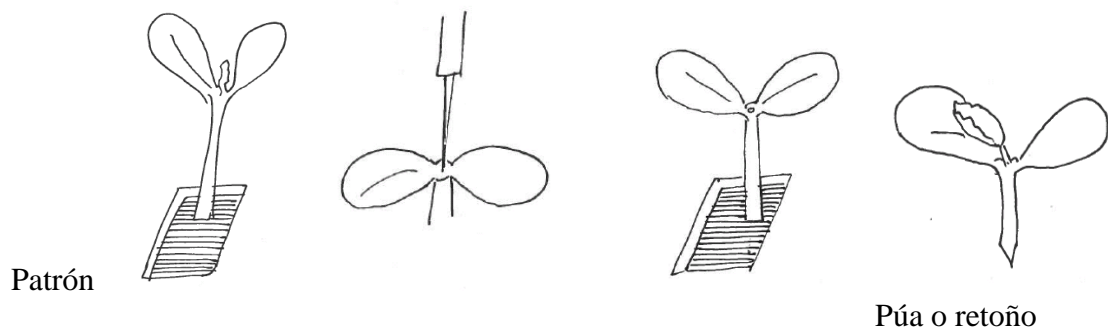
Carol Miles, Sacha Johnson y Patti Kreider
WSU Mount Vernon NWREC

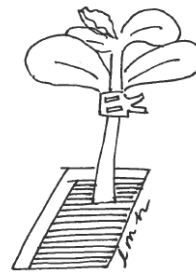
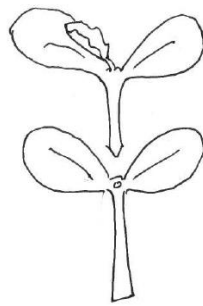
[Http://vegetables.wsu.edu](http://vegetables.wsu.edu), milesc@wsu.edu

Injerto de cotyledon o de las primera partes de la planta



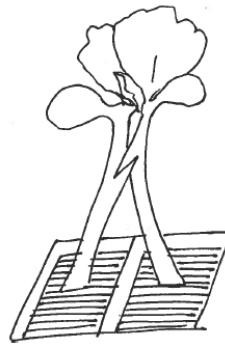

Orificio de inserción de injerto





Ingreso o unión de las plantas

Enfoque de injerto:



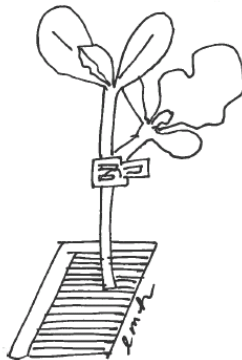
También se llama injerto de lengua.

Injerto de Lado



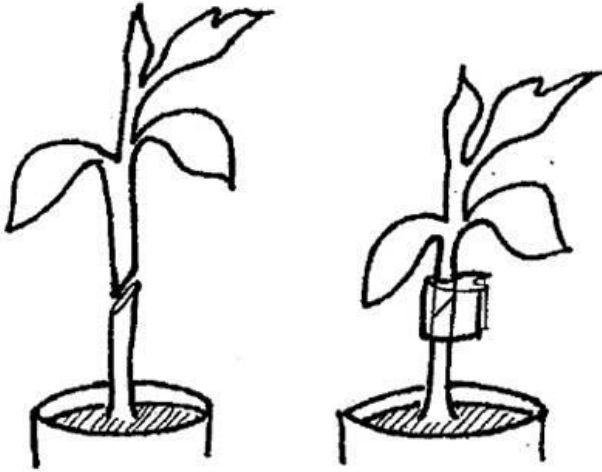
Patrón

Retoño o pua




Unión de plantas

Injerto de empalme



Injerto de Púa



Hendidura injerto

Injerto lateral

